

Washtenaw County HIP 2010 Survey Highlights

Previous Surveys - 1995, 2000, 2005

Funding Partners



Partnerships

Data

Strategies

HIP Survey Respondents

- Adults = 2241 interviews
 - Washtenaw BRFSS = 1962 (87.5%)
 - Michigan BRFSS = 237 (10.5%)
 - Chelsea BRFSS = 42 (2%)
- 30% of households had children <18 years
- Children by proxy = 633 interviews

HIP 2010: Its Not Just A Survey

Adreanne Waller, MPH
Washtenaw County Public Health
Washtenaw Health Initiative
October 7, 2011

**It's the story of what we know
matters here.**

HIP Partners Have Identified What Mattered since 1995

- 1995 – basic HIP survey
- 2000 – diabetes, asthma, HIV, environmental health
- 2005 – walkability, social service needs, intimate partner violence, disability
- 2010 – food access, reactions to race, social support/capital, substance abuse severity, research inclusion, depression, anxiety, suicide, social determinants

Outline – HIP 2010 Stories

- Mental health
- Access to care
- Substance abuse
- Weight, nutrition, physical activity
- Infectious disease
- Chronic Disease
- Preconceptual/perinatal
- Opportunity for health – health equity

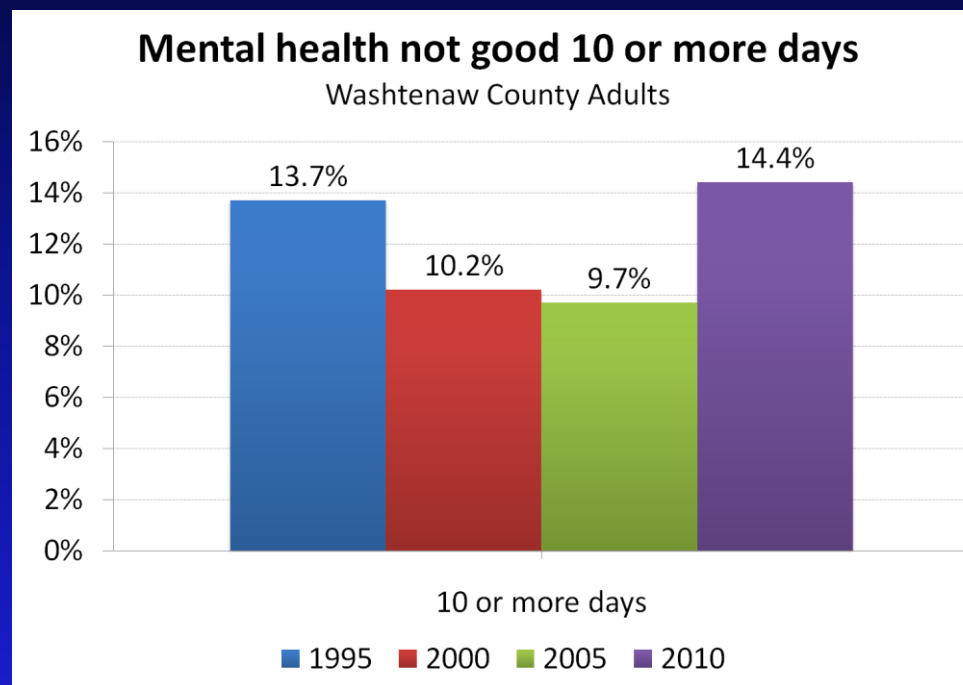
MENTAL HEALTH

Waller - 9/11

Mental Health and Social Support

Deteriorating...

- **Adults with 10 or more PMHD increased nearly 50%**



Mental Health and Social Support

Deteriorating...

- Adults with 10 or more PMHD increased nearly 50%
- 22% ever diagnosed with depression



Mental Health and Social Support

Deteriorating...

- Adults with 10 or more PMHD increased nearly 50%
- 22% ever diagnosed with depression
- Asians continue to have excessively inadequate social support



Mental Health and Social Support

Deteriorating...

- Adults with 10 or more PMHD increased nearly 50%
- 22% ever diagnosed with depression
- Asians continue to have excessively inadequate social support
- 39% of those in fair/poor health seeing MH professional



Mental Health and Social Support

Deteriorating...

- Adults with 10 or more PMHD increased nearly 50%
- 22% ever diagnosed with depression
- Asians continue to have excessively inadequate social support
- 39% of those in fair/poor health seeing MH professional
- 27% of persons 65+ years live alone (46% of Blacks)



**I would have to say loneliness is next
to uncleanliness.**

Janeane Garofalo

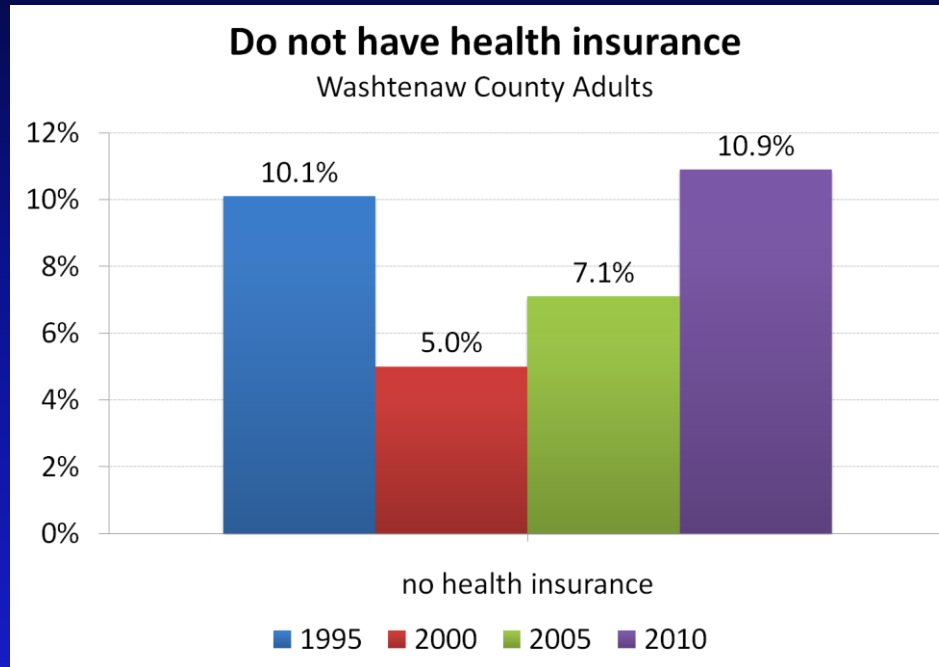
ACCESS TO CARE

Waller - 9/11

Access to Care

Narrowing Paths...

- **Adults with no health insurance increased over 50%**



Access to Care

Narrowing Paths...

- Adults with no health insurance increased over 50%
- 44% of residents with <HS do not have dental insurance



Access to Care

Narrowing Paths...

- Adults with no health insurance increased over 50%
- 44% of residents with <HS do not have dental insurance
- 17% of Black adults could not fill Rx due to cost



Access to Care

Narrowing Paths...

- Adults with no health insurance increased over 50%
- 44% of residents with <HS do not have dental insurance
- 17% of Black adults could not fill Rx due to cost
- 22% of ROC have fair/poor health



Access to Care

Narrowing Paths...

- Adults with no health insurance increased over 50%
- 44% of residents with <HS do not have dental insurance
- 17% of Blacks could not fill rx due to cost
- 22% of ROC have fair/poor health
- 44% of residents with <HS had 10 or more PPHD



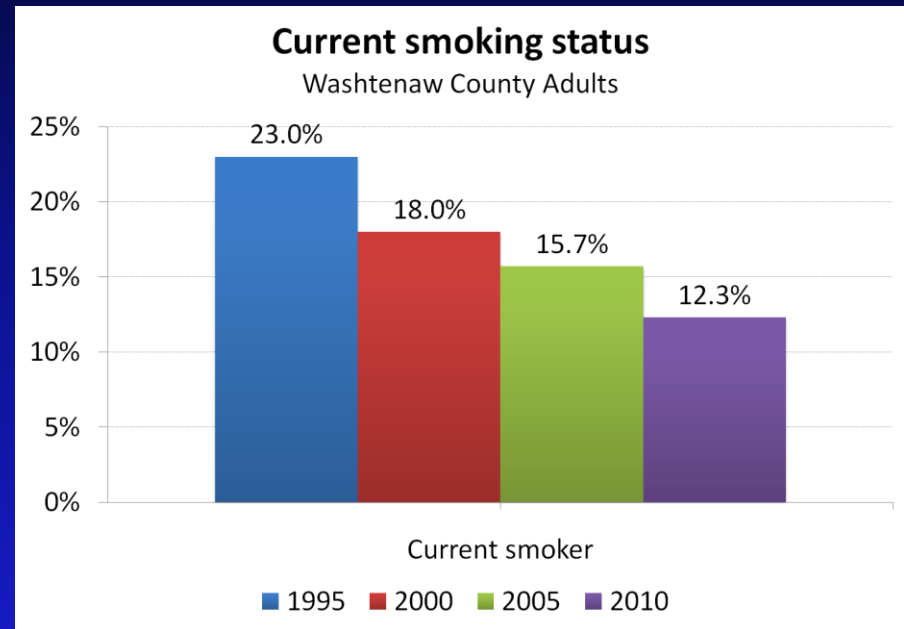
SUBSTANCE ABUSE

Waller - 9/11

Alcohol, Tobacco and Other Drugs:

...the good news first

- **Current smoking decreased over 20%**



Alcohol, Tobacco and Other Drugs:

...the good news first

- Current smoking decreased over 20%
- Binge and heavy drinking decreased



Alcohol, Tobacco and Other Drugs:

...now the bad news

- Current smoking decreased over 20%
- Binge and heavy drinking decreased
- Illicit drug use increased, especially in Ann Arbor



Drug Deaths Outnumber Traffic Deaths In The U.S. For The First Time

Kevin Lincoln | Sep. 19, 2011, 9:29 AM | 488 | 5

Recommend 10

Share 1

Tweet 23

+1 0

Email

A A

Drugs killed more Americans than traffic accidents in 2009, the Los Angeles Times reports. 37,485 fatalities were attributed to overdoses, compared with 36,284 automobile deaths.

According to the Times' analysis of data from the Centers for Disease Control, the numbers can largely be blamed on climbing prescription-drug abuse, including OxyContin, Vicodin, and Xanax. And while preventable deaths have been decreasing rapidly in the U.S., drug fatalities have increased because of



Alcohol, Tobacco and Other Drugs:

...now the bad news

- Current smoking decreased over 20%
- Binge and heavy drinking decreased
- Illicit drug use increased, especially in Ann Arbor
- Drug use interferes with job or home life especially in Ann Arbor



Alcohol, Tobacco and Other Drugs:

...now the bad news

- Current smoking decreased over 20%
- Binge and heavy drinking decreased
- Illicit drug use increased, especially in Ann Arbor
- Drug use interferes with job or home life especially in Ann Arbor
- Females four times more likely to have drugs interfere than males



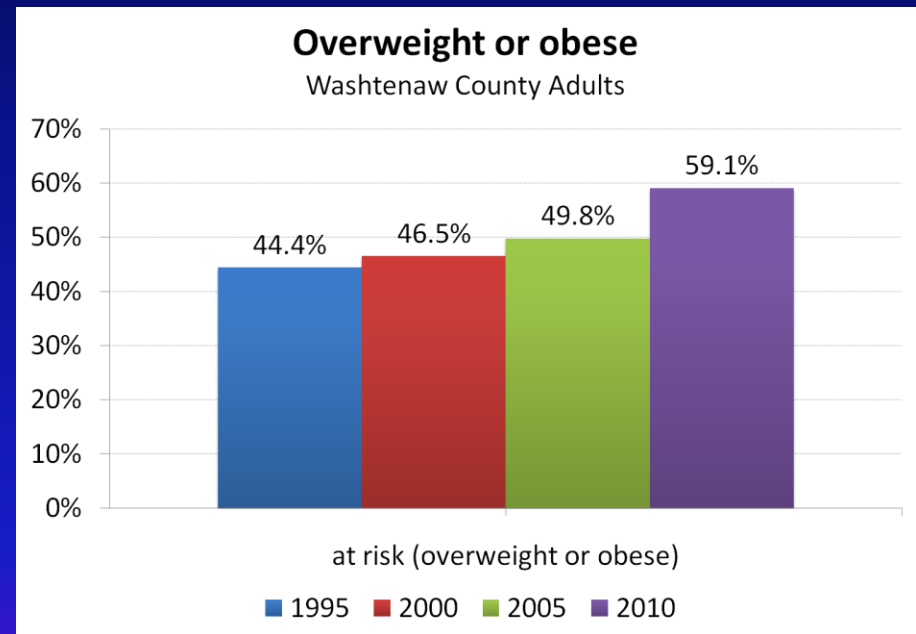
WEIGHT, NUTRITION, PHYSICAL ACTIVITY

Waller - 9/11

Weight, Nutrition and Physical Activity

...a mere 206,874 of us are overweight

- Overweight increased nearly 20%



Weight, Nutrition and Physical Activity

...a mere 206,874 of us are overweight

- Overweight increased nearly 20%
- Whites least likely to have 5+ servings of fruits/vegs per day



Weight, Nutrition and Physical Activity

...a mere 206,874 of us are overweight

- Overweight increased nearly 20%
- Whites least likely to have 5+ servings of fruits/vegs per day
- Two thirds of Blacks are overweight or obese



Weight, Nutrition and Physical Activity

...a mere 206,874 of us are overweight

- Overweight increased nearly 20%
- Whites least likely to have 5+ servings of fruits/vegs per day
- Two thirds of Blacks are overweight or obese
- Moderate physical activity increased



Weight, Nutrition and Physical Activity

...a mere 206,874 of us are overweight

- Overweight increased nearly 20%
- Whites least likely to have 5+ servings of fruits/vegs per day
- Two thirds of Black adults are overweight or obese
- Moderate physical activity increased
- Persons with no insurance have more than twice diabetes rates compared to County



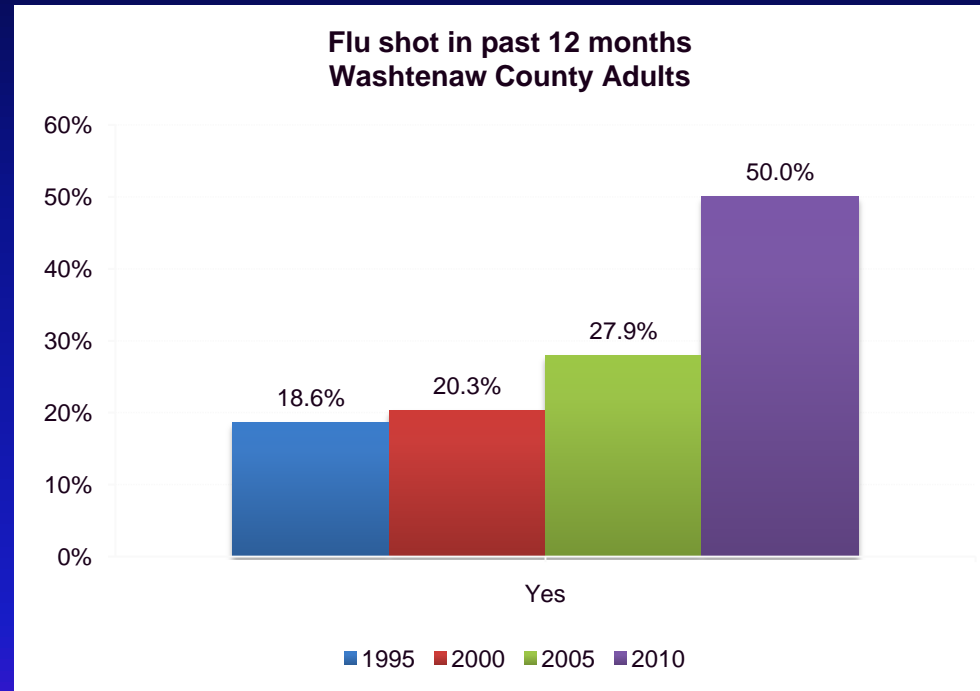
INFECTIOUS DISEASE

Waller - 9/11

Infectious Disease

Seasonal Illness protection improves; STDs less protection

- Great improvement in flu vaccine coverage during past 15 years



Infectious Disease

Seasonal Illness protection improves; STDs less protection

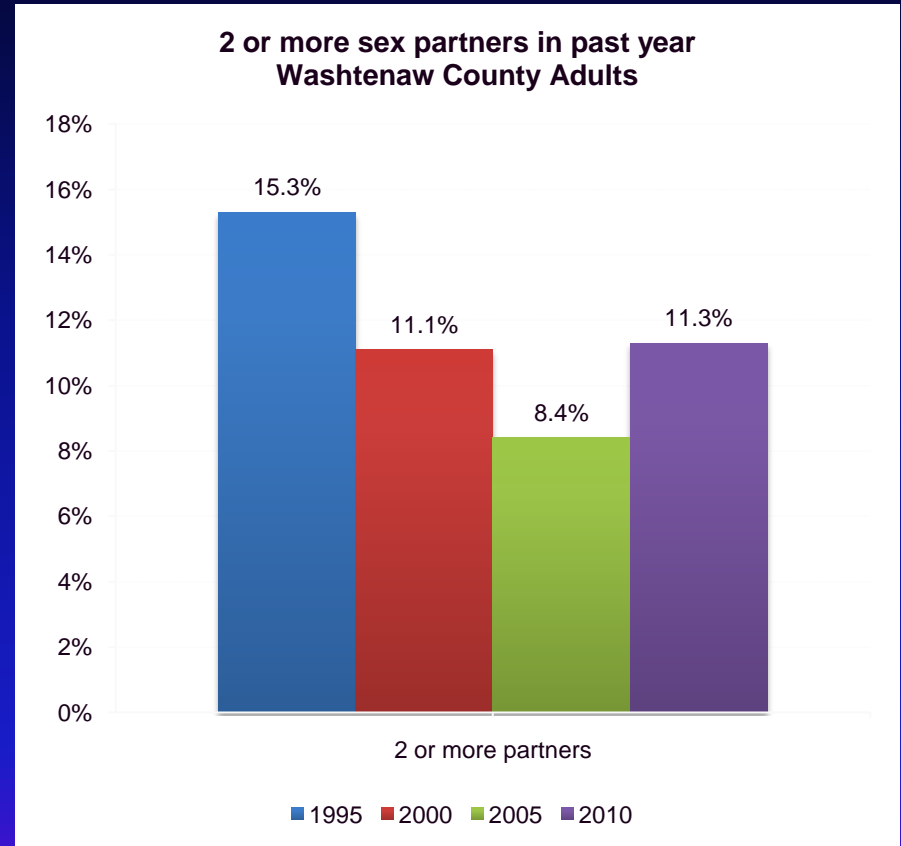
- Great improvement in flu vaccine coverage during past 15 years
- 27% of uninsured residents have received flu vaccine



Infectious Disease

Seasonal Illness protection improves; STDs less protection

- **Great improvement in flu vaccine coverage during past 15 years**
- **27% of uninsured residents have received flu vaccine**
- **Sexually high risk behaviors return to 2000 levels**



Infectious Disease

Seasonal Illness protection improves; STDs less protection

- Great improvement in flu vaccine coverage during past 15 years
- 27% of uninsured residents have received flu vaccine
- Sexually high risk behaviors return to 2000 levels
- HIV testing rates decreased slightly between 2005 (48%) and 2010 (45%)



HIV/AIDS Resource Center
Providing HIV/AIDS related services
to the people of Jackson, Lenawee,
Livingston, and Washtenaw Counties

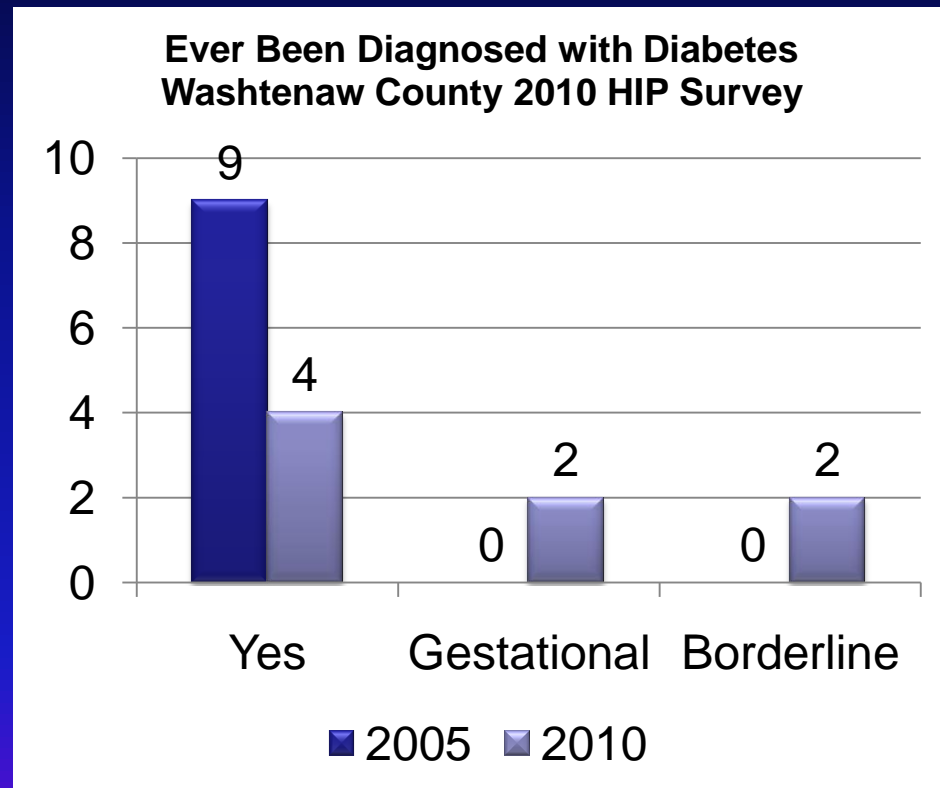
| Clinic Location | | Clinic Hours | |
|---|--|--------------|------------|
| HARC 3075 Clark Rd. Suite 203 Ypsilanti, MI 48197 (Click here for a map to HARC) 734-572-9355 | | Tuesdays | 11am - 8pm |
| | | Wednesdays | 6pm - 9pm |
| | | Saturdays | 10am - 2pm |

CHRONIC DISEASE

Waller - 9/11

Chronic Disease

- **Diabetes decreased;
gestational, borderline
increased**



Chronic Disease

- Diabetes decreased; gestational, borderline increased
- Metabolic Syndrome:
 - Overweight
 - High Blood Pressure
 - High Cholesterol
 - High triglycerides



10%



Chronic Disease

- Diabetes decreased; gestational, borderline increased
- Metabolic Syndrome:
 - Overweight
 - High Blood Pressure
 - High Cholesterol
 - High triglycerides



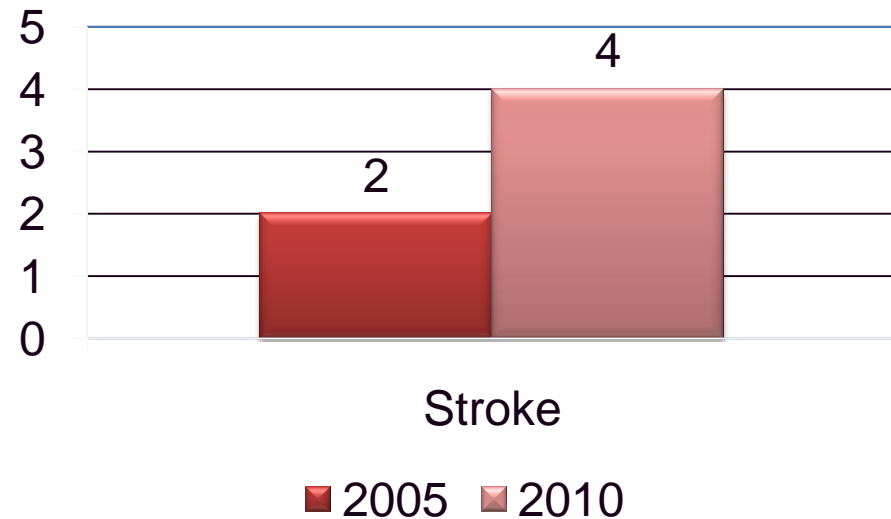
16%



Chronic Disease

- Diabetes decreased; gestational, borderline increased
- Metabolic Syndrome:
 - Overweight
 - High Blood Pressure
 - High Cholesterol
- 36% of those with <HS
- 11% of those <\$35K

**Ever Had Stroke
Washtenaw County 2010
HIP Survey**



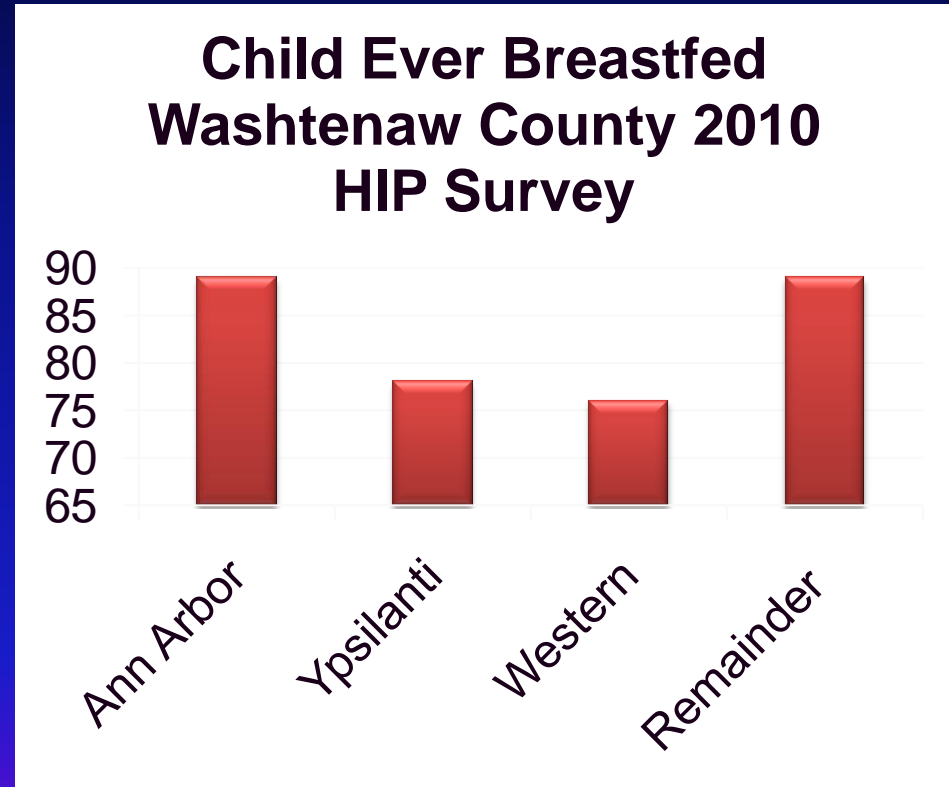
PRECONCEPTUAL & PERINATAL HEALTH

Waller - 9/11

Perinatal & Preconceptual Health

attention: rural and semi-rural Washtenaw

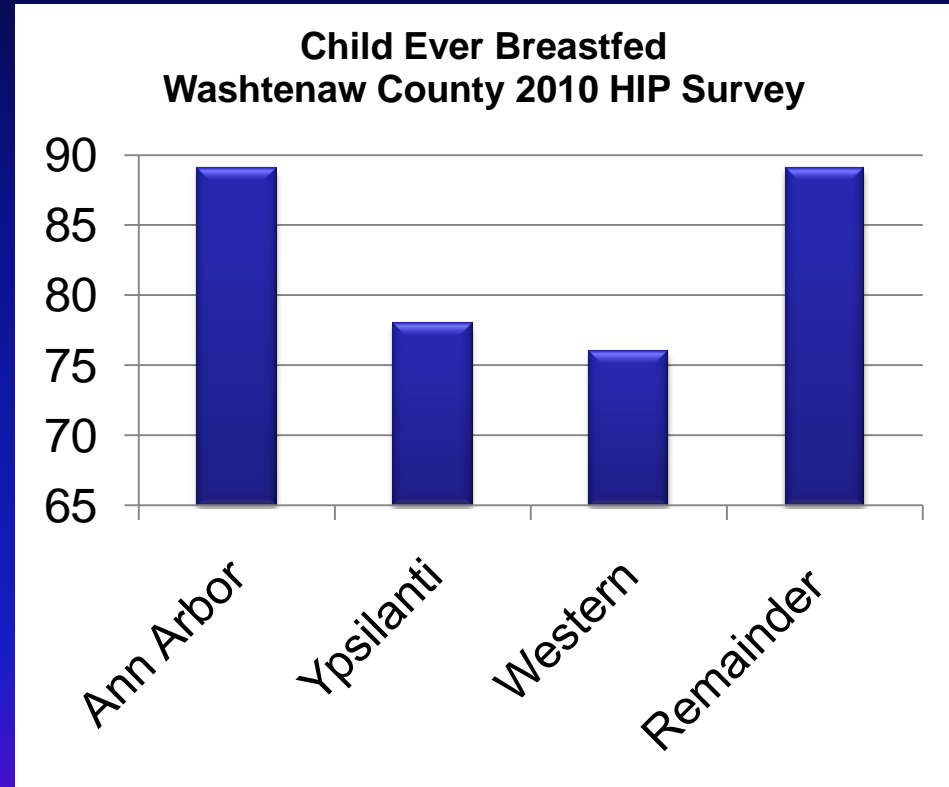
- 84% of children ever breastfed; only 76% in Western Washtenaw



Perinatal & Preconceptual Health

attention: rural and semi-rural Washtenaw

- 84% of children ever breastfed; only 76% in Western Washtenaw



Perinatal & Preconceptional Health

attention: rural and semi-rural Washtenaw

- 84% of children ever breastfed; only 76% in Western Washtenaw
- Childbearing aged females
 - For Washtenaw, 3% ever been diagnosed with gestational diabetes (GD)
 - 24% of ROC females have had GD diagnosis



Perinatal & Preconceptual Health

attention: rural and semi-rural Washtenaw

- 84% of children ever breastfed; only 76% in Western Washtenaw
- Childbearing aged females
 - For Washtenaw, 3% ever been diagnosed with gestational diabetes (GD)
 - 24% of ROC females have had GD diagnosis
 - For Washtenaw, 68% had dental visit in past year
 - 56% of ROC females



2005-2009 Low Birth Weight Rates

- Freedom Twp – 9.1%
- Saline – 9.2%
- Ypsilanti – 9.5%
- Superior Twp – 9.5%
- Lodi Twp – 17%
- Bridgewater Twp – 28%

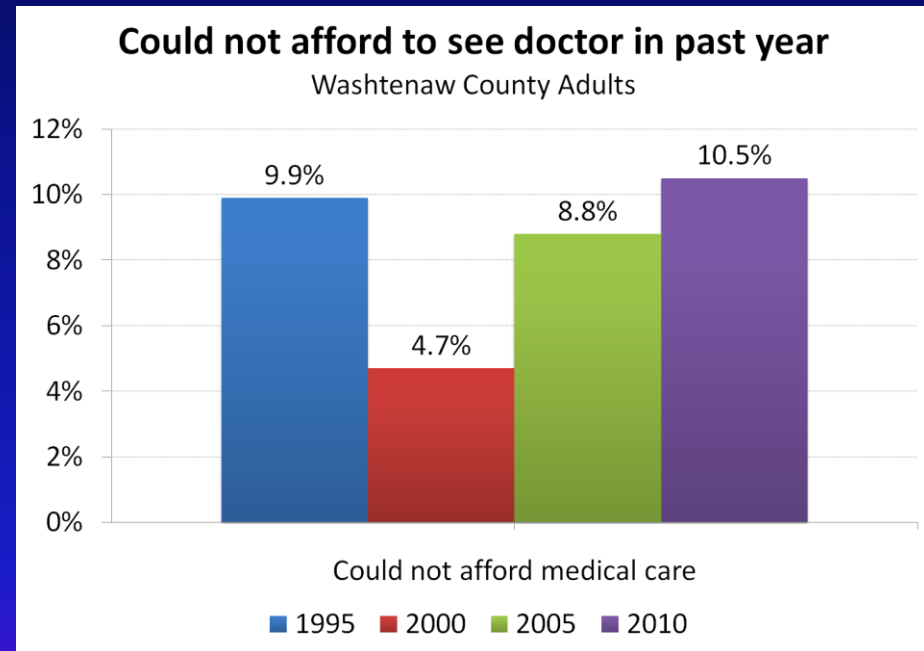
OPPORTUNITY FOR HEALTH: HEALTH EQUITY

Ability is of little account without opportunity. ~Napoleon

Opportunity for Health

Tip: don't be poor in Washtenaw

- **Adults who couldn't afford medical care doubled since 2000**



Opportunity for Health

Tip: don't be poor in Washtenaw

- Adults who couldn't afford medical care doubled since 2000
- 20% residents lost 1- 5 teeth due to decay



Opportunity for Health

Tip: don't be poor in Washtenaw

- Adults who couldn't afford medical care doubled since 2000
- 20% residents lost 1-6 teeth due to decay
- 33% residents strongly agree that their neighbors help each other



Opportunity for Health

Tip: don't be poor in Washtenaw

- Adults who couldn't afford medical care doubled since 2000
- 20% residents lost 1-6 teeth due to decay
- 33% residents strongly agree that their neighbors help each other
- 5% residents cut meals due to affordability



Opportunity for Health

Tip: don't be poor in Washtenaw

- Adults who couldn't afford medical care doubled since 2000
- 20% residents lost 1-6 teeth due to decay
- 33% residents strongly agree that their neighbors help each other
- 5% residents cut meals due to affordability
- 18% of those with no insurance cut meals

